

# Ice Cream Fundays



## SCHOOL FUNDRAISING GUIDE



# WELCOME TO YOUR FUNDRAISING GUIDE FOR

# Ice Cream Fundays

## HOW TO SUPPORT?

**Ice Cream Fundays** is celebrated annually and will take place between **15th- 21st June**. We are asking people to host their events from **15th - 21st June**, or on a date that suits you best.

By taking part, you and your school are making a real, practical difference to thousands of children across Ireland with Down syndrome.

We want to ensure you have everything you need, if you have any questions please email [ugne@downsyndrome.ie](mailto:ugne@downsyndrome.ie), I would be delighted to help!



**BEST OF LUCK WITH YOUR  
ICE CREAM FUNDAYS PARTY!**

**Ugne Toniuskainaitė**  
Fundraising Officer



*The reason why Early Years Intervention is important for children like Oisín is because they are very capable and they are very confident, but they just need that little bit of extra support. That tiny little tweak, that tiny bit of support and our children flourish, they become confident, they meet their milestones, they'll do it in their own time, but they'll do it the same as their typical peers.*

**Amanda Murphy**  
Early Intervention Specialist

**Thank you** for supporting early intervention for children with Down syndrome in Ireland and their families.



# HOW IT WORKS

1

## REGISTER & SET UP YOUR FUNDRAISING PAGE

During registration, a fundraising page was created for your school and will be in your inbox if you haven't already seen it. You can share this page with staff and parents ahead of the big day



2

## FUNDRAISING RESOURCES

We have included some items to help make your Ice Cream Fundays a big success - in this pack you'll find posters, stickers, bunting and more!

**You can also visit our website for further downloadable resources**



3

## HOST YOUR PARTY

**You scream, I scream, we all scream for ICE CREAM!** Host your event from **15th-21st June**, or whatever date suits you best. Make sure to give people their invitations for the party ahead of time and decorate with your bunting.



4

## LESSON PLANS

We have also included some lesson plans suitable from children from 3years to 12years.

We've also included our **Lots of Socks competition template** in your resource pack - **make sure to get your entries in by June 30th!**



5

## SHARE, SHARE, SHARE

Make sure to take some pictures of your party, share them on your socials and tag **@DownSyndromeIreland**



6

## LODGE YOUR FUNDS

Funds come in lots of ways, on the next page we have outlined all the ways you can lodge those vital funds.



On behalf of all the children and families supported through early intervention because of you.

# THANK YOU!

# HOW TO LODGE FUNDS RAISED?



Please bank your funds within 4 weeks of your event so your hard-earned donations can get to work straight away.

## ONLINE FUNDRAISING

If you are raising funds online, the donations are automatically transferred to us monthly so you don't have to worry about lodging your funds.

## WEBSITE

Visit [downsyndrome.ie](https://downsyndrome.ie) and click **Donate** in top right of your screen. You can use Google or Apple Pay, or your credit/debit card to lodge your funds.

## CHEQUE/BANK DRAFT

Drop a cheque or bank draft in the post with your name and address. Our address is

*Down Syndrome Ireland,  
Unit 3, Western Parkway Business Park,  
Ballymount Drive,  
Dublin D12 HP70*

Due to new banking procedures all cheques must be made out to **Down Syndrome Ireland**. Please write any further information on the back of the cheque.

## BANK TRANSFER

Make a bank transfer online or lodge any cash donations by bank with the details below. Please make sure to **include your name** and **FUNDAYS** in the details of the transfer.

**Bank:** AIB

**Address:** Lower Baggot Street Dublin 2

**Name:** Down Syndrome Ireland

**IBAN:** IE75 AIBK 93101217850076

**BIC:** AIBKIE2D

## POST OFFICE

If you lodge your funds in a post office, please email [accounts@downsyndrome.ie](mailto:accounts@downsyndrome.ie) to let us know the date, amount and post office location of your lodgement.

These donations are transferred to us anonymously from An Post and we want to be able to acknowledge your amazing generosity.

THANK YOU FOR TAKING PART IN



FOR DOWN SYNDROME IRELAND

# WELCOME TO DOWN SYNDROME IRELANDS SCHOOLS RESOURCE PACK FOR ICE CREAM FUNDAYS.



Below you will find a variety of age appropriate **lesson plans suitable from preschool, right up to 6th class.** We invite you to choose a suitable lesson plan for your class to use on the day of your Ice Cream Fundays so your class can learn more about Down syndrome and how we can all celebrate diversity...with the help of some yummy ice cream. **Enjoy!**

## LESSON PLAN

**CLASS:** EARLY CHILDHOOD (3-6 YEARS OLD)





**THEME:** ICE CREAM FUNDAYS

**DURATION:** 30 MINUTES




### **AIMS OF LESSON:**

To celebrate Ice Cream Fundays and promote awareness of Down syndrome. Engage children in sensory play that indirectly introduces the concepts of inclusion and friendship.

### **RESOURCES:**

-  Ice Cream Fundays Colouring activity sheets
-  Crayons, markers, and stickers
-  Sensory bin/area
-  **Materials:** small ice cream, spoons, cups, and figurines (safe & pretend), pom poms, cotton balls, textured material.

### **NOTES & GUIDANCE FOR THE TEACHER**

-  Begin the session by inviting the children to participate in circle time. Introduce the concept of belonging, by asking the children questions like *“what is your favourite thing?”* or *“tell me how it feels to belong?”*. **Encourage the children to share their thoughts.**
-  Introduce the **colouring activity sheets.**
-  Make sure to **display their finished work** around the classroom.

### **EXTENSION EXERCISE: SENSORY BIN**

-  Introduce the **sensory bin** to the group of children.
-  Provide opportunities for the children to explore the sensory bin freely.
-  Encourage everyone to play, share and take turns.
-  Encourage the children to talk about their favourite things, like their favourite ice cream flavour! Participate in the children’s play and discussions, and explain that we all like different things, and that’s what makes us unique!

# LESSON PLAN

**CLASS:** JUNIOR INFANTS/SENIOR INFANTS

**THEME:** ICE CREAM FUNDAYS

**DURATION:** 30 - 45 MINUTES






## **AIMS OF LESSON:**

To celebrate Ice Cream Fundays. To encourage the children to express the concepts of friendship, and diversity using literacy and visual art.


## **RESOURCES:**

-  Activity sheet called **Sprinkles of Kindness**.
-  **Art supplies:** washable paint, warm water, soap and towels

## **NOTES & GUIDANCE FOR THE TEACHER**

-  Begin the session by inviting the students to participate in a lesson about friendship and diversity. Explain that we are all different like ice cream with different coloured sprinkles.
-  Explain that today is Ice Cream Fundays, it is about celebrating friendship, family and diversity.
-  Introduce the Sprinkles of Kindness poem. Encourage the students to read it aloud together. Ask the children *"how does this poem make you feel?"* or *"Why is it important to be kind to everyone?"*. Encourage the students to share their thoughts.
-  Invite students to decorate the Ice cream with sprinkle dots. Allow students to dip their fingers in different colour paints.
-  Make sure to display their finished work around the classroom.

# SPRINKLES OF KINDNESS



A scoop of joy.  
Sprinkles of kindness.  
Drizzles of fun.  
With friends by our side,  
is the cherry on top!

# LESSON PLAN

**CLASS:** FIRST CLASS & SECOND CLASS

**THEME:** ICE CREAM FUNDAYS

**DURATION:** 30 - 40 MINUTES






## **AIMS OF LESSON:**

To celebrate Ice Cream Fundays and promote awareness of Down syndrome. To introduce new vocabulary around friendship and diversity in an engaging and fun literacy game.

## **RESOURCES:**

-  Ice Cream Fundays Bingo activity sheet  
*(print x2 copies for each student)*
-  Scissors

## **NOTES & GUIDANCE FOR THE TEACHER**

-  Begin the session by inviting the students to participate in a literacy game. Introduce the **Bingo word bank** to the students and explain each word on the list.
-  Invite the students to read each word, and ensure understanding by asking “*what does the word ‘belong’ mean to you?*” or “*tell me how we show respect to each other?*”
-  Invite the students to cut out each word from the 1st activity sheet.
-  Next, using the 2nd activity sheet and word cuttings, invite the students to participate in the Bingo game. Explain that when a word is called out, everyone must find the matching word. When all of the words are matched, then call out **‘Bingo’**.
-  Encourage group cheering and celebrate Ice Cream Funday’s by hosting an Ice cream party!

**ICE  
CREAM**

**FAMILY**

**KIND**

**RESPECT**

**BELONG**

**FUN**

**21**

**FRIEND**

**CARE**

# LESSON PLAN

**CLASS:** THIRD CLASS & FOURTH CLASS




**THEME:** ICE CREAM FUNDAYS

**DURATION:** 45 - 50 MINUTES






## **AIMS OF LESSON:**

To celebrate Ice Cream Funday's and promote awareness of Down syndrome. To help students explore the meaning of key values through creative self-expression.

## **RESOURCES:**

-  Acrostic poem activity sheets (*choice of three*)
-  Word bank (*optional for differentiation*)
-  Pencils

## **NOTES & GUIDANCE FOR THE TEACHER**

-  Begin the session by inviting the students to participate in a group discussion. Discuss the words 'family', 'friend', and 'diversity'.  
Ask students what these valuable words mean, feel like, and look like?
-  Demonstrate a model acrostic poem, for example **F**- Forever special, **A**- Always kind, **M**-Many happy memories, **I**- In love, **L**-Live happily, and **Y**- Yesterday is gone, and today is a new start!
-  Divide the students into small groups. Give each group a scenario (*e.g., meeting someone new, a friend who needs more time to play a game*).
-  Invite students to work individually or in pairs to complete the poem.
-  Encourage students to share their poems aloud or display around the classroom.

# LESSON PLAN

**CLASS:** FIFTH CLASS & SIXTH CLASS






**THEME:** ICE CREAM FUNDAYS

**DURATION:** ONE HOUR









## **AIMS OF LESSON:**

To celebrate Ice Cream Fundays and promote awareness of Down syndrome. To explore key values of identity, inclusion, and diversity through the medium of abstract art.

## **RESOURCES:**

-  A3 plain card/paper
-  Old magazines, coloured paper, and textured fabric scraps.
-  **Art materials:** large paper, markers and/or paints
-  Scissors and glue
-  Music (*optional for calming atmosphere*)

## **NOTES & GUIDANCE FOR THE TEACHER**

-  Begin the session by inviting the students to participate in an art lesson. Encourage the students to discuss what inclusion and diversity look like for everyone at school and in the community.
-  Divide the students into small groups for discussion. Use prompts like:
  -  Why is inclusion important?
  -  What does the word 'belong' feel like?
  -  Why is it important to celebrate differences?
-  Next, invite students to work individually or in groups. Guide students to choose a key value such as '*belonging or friendship*'.
-  Invite students to represent their ideas visually though colour, shapes, and texture in their collage.
-  On completion, display students work and encourage students to explain the meaning behind their abstract art.



# POEM

Write an acrostic poem using the word "friend."

**F**

.....

**R**

.....

**I**

.....

**E**

.....

**N**

.....

**D**

.....



# POEM

Write an acrostic poem using the word "family."

**F**

.....

**A**

.....

**M**

.....

**I**

.....

**L**

.....

**Y**

.....

Write an acrostic poem using the word "diversity."

D

.....

I

.....

V

.....

E

.....

R

.....

S

.....

I

.....

T

.....

Y

.....